



GREENLINE

— YACHTS —

**IT IS NOT JUST ABOUT THE DESTINATION,
IT IS ABOUT THE JOURNEY**

“A human life is a journey and I believe we should make it a spectacular one”

Vladimir Zinchenko
SVP Yachts owner and CEO

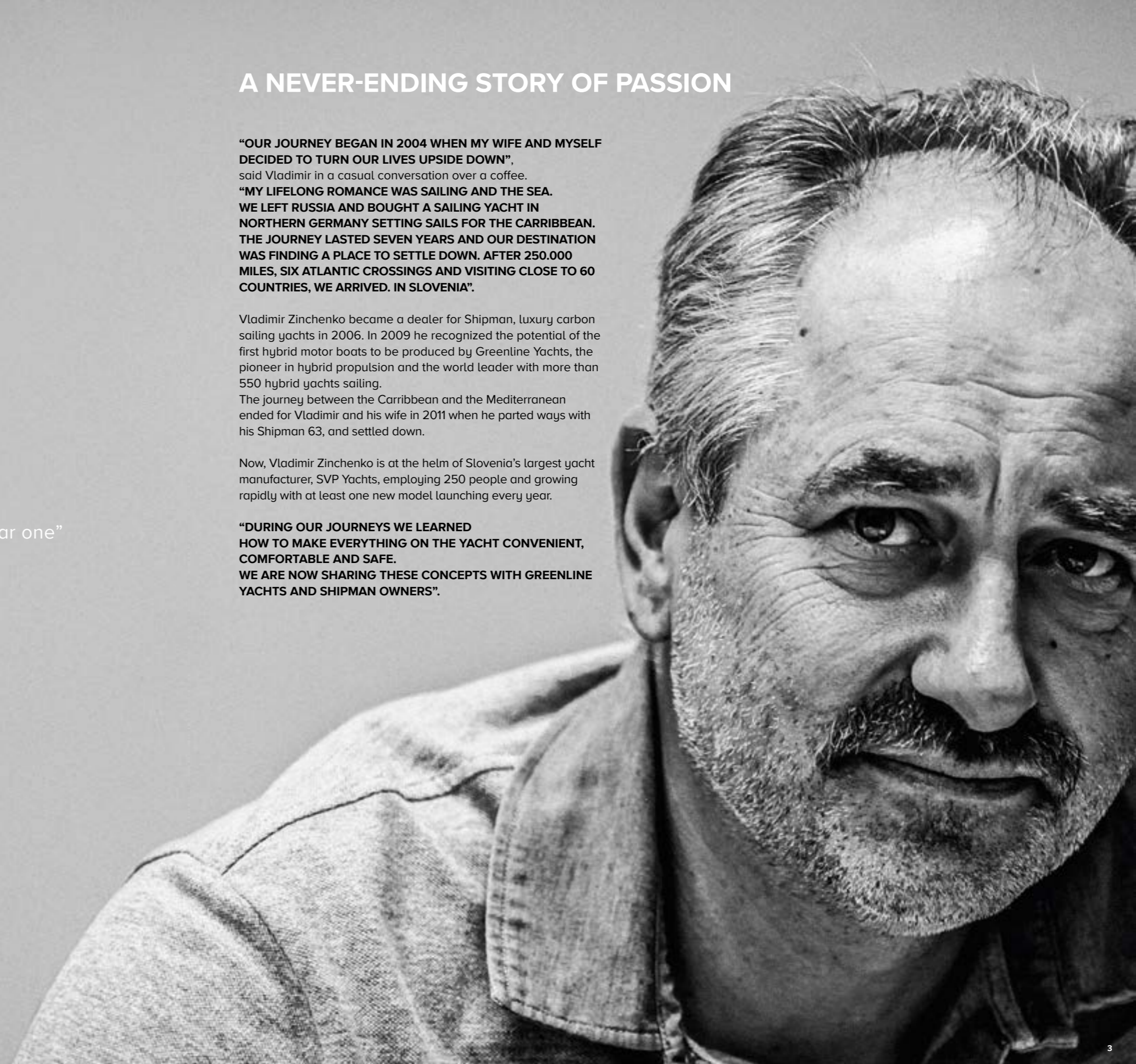
A NEVER-ENDING STORY OF PASSION

“OUR JOURNEY BEGAN IN 2004 WHEN MY WIFE AND MYSELF DECIDED TO TURN OUR LIVES UPSIDE DOWN”, said Vladimir in a casual conversation over a coffee.
“MY LIFELONG ROMANCE WAS SAILING AND THE SEA. WE LEFT RUSSIA AND BOUGHT A SAILING YACHT IN NORTHERN GERMANY SETTING SAILS FOR THE CARRIBBEAN. THE JOURNEY LASTED SEVEN YEARS AND OUR DESTINATION WAS FINDING A PLACE TO SETTLE DOWN. AFTER 250.000 MILES, SIX ATLANTIC CROSSINGS AND VISITING CLOSE TO 60 COUNTRIES, WE ARRIVED. IN SLOVENIA”.

Vladimir Zinchenko became a dealer for Shipman, luxury carbon sailing yachts in 2006. In 2009 he recognized the potential of the first hybrid motor boats to be produced by Greenline Yachts, the pioneer in hybrid propulsion and the world leader with more than 550 hybrid yachts sailing. The journey between the Carribbean and the Mediterranean ended for Vladimir and his wife in 2011 when he parted ways with his Shipman 63, and settled down.

Now, Vladimir Zinchenko is at the helm of Slovenia's largest yacht manufacturer, SVP Yachts, employing 250 people and growing rapidly with at least one new model launching every year.

“DURING OUR JOURNEYS WE LEARNED HOW TO MAKE EVERYTHING ON THE YACHT CONVENIENT, COMFORTABLE AND SAFE. WE ARE NOW SHARING THESE CONCEPTS WITH GREENLINE YACHTS AND SHIPMAN OWNERS”.

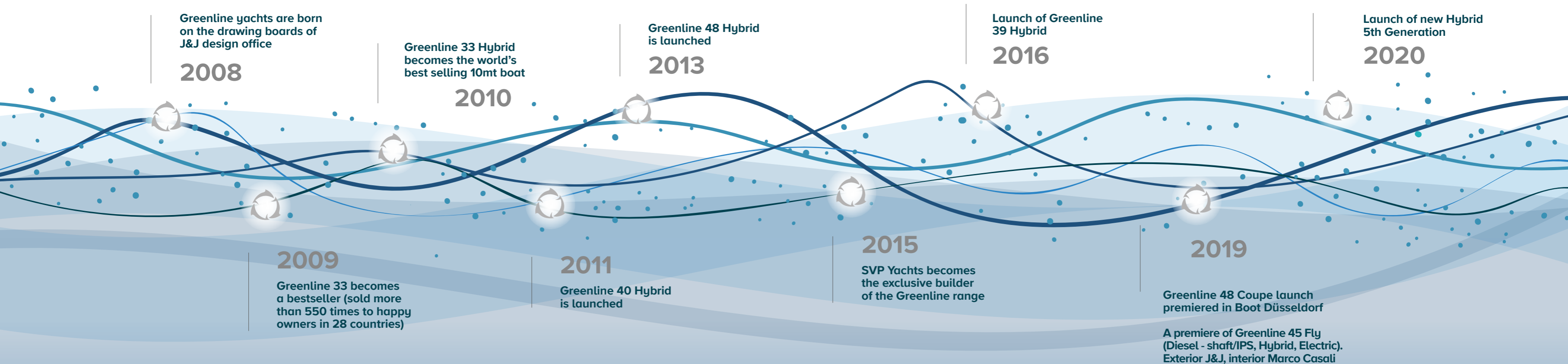


We keep on shaping the future

SOMEWHERE, BEYOND THE SEA

"WE BELIEVE MODERN BOATERS ARE READY FOR THE NEXT STEP IN THE EVOLUTION OF LEISURE BOATING AND ARE BECOMING INCREASINGLY MORE AWARE THAT WE ARE THE ONLY ONES THAT CAN PRESERVE THE ENVIRONMENT FOR OUR CHILDREN AND GRANDCHILDREN TO ENJOY".

Vladimir Zinchenko,
SVP Yachts owner and CEO



Preserving the environment without sacrificing your comfort

ON OUR WAY TO FULLY RESPONSIBLE BOATING

The world's first green country

GREENLINE YACHTS ARE BUILT IN SLOVENIA, A COUNTRY PRAISED FOR ITS INTACT NATURE AND SUSTAINABLE MINDSET OF ITS INHABITANTS

Nested between the Alps and the Mediterranean Sea, this **"GREEN JEWEL"** has been ranked very high in the various international indexes measuring the efforts on preserving the environment and the quality of life. For instance, Slovenia has recently been declared the world's first green country by the Dutch **"GREEN DESTINATION"** organisation and recognised as the most sustainable country in the world by National Geographic traveler magazine. Continuing and developing the rich heritage of boatbuilding craft, Slovenia is home to a very high number of shipyards per capita, which makes it one of the most nautical countries in the world. Greenline shipyard follows the country's responsible attitude to the environment that is reflected on all levels of its business, from production to marketing.

- GREENLINE YACHTS ARE THE ONLY RANGE OF YACHTS TO OFFER H-DRIVE AS WELL AS FULL E-DRIVE
- RENEWABLE SOURCES OF ENERGY WITH SOLAR PANELS
- BLACK WATER TANKS AS STANDARD
- DEDICATED RECYCLING GARBAGE BOXES
- ORGANIC BOAT WASH AND BIODEGRADABLE GARBAGE BAGS DELIVERED WITH EVERY NEW GREENLINE
- ALL YACHTS BUILT IN VACUUM INFUSION TECHNOLOGY
- SUSTAINABLE MARKETING MATERIALS WHENEVER POSSIBLE
- ALL BROCHURES, BOOKLETS AND LEAFLETS ARE PRINTED ON FSC-CERTIFIED PAPER
- IN A CONSTANT SEARCH FOR INNOVATIVE ECO-FRIENDLY FABRICS SUCH AS GRASS, STONE PAPER AND RECYCLED PLASTIC



A Cause Worthy of Supporting

WITH EVERY NEW GREENLINE, WE DELIVER AS MANY 4OCEAN BRACELETS AS THE BOAT HAS BERTHS.

The story begins when Alex and Andrew took a surfing trip... to Bali, Indonesia, a trip that would inevitably change their lives and the fate of the ocean. Devastated by the amount of plastic in the ocean, they set out to find out why no one was doing anything about it. Made from recycled materials, every bracelet purchased funds the removal of 1 pound of trash from the ocean and coastlines. In less than 2 years, **4OCEAN** has removed 1.046.463 pounds of trash from the ocean and coastlines. 4Ocean currently operates out of multiple countries and employs over 150 people worldwide.



4Ocean

From the project to the launch

THE CONCEPT. THE TECHNOLOGIES. THE HANDCRAFTED TOUCH.



It starts with a sketch

Ideas are born in minds, but it is on paper or more often, on a computer, where they have to prove their plausibility to then truly come to life. Our team of engineers and designers meticulously study every detail in order to ensure the best possible outcome: a safe, comfortable and elegant boat.



Infusion Technology

Greenline Yachts have adopted vacuum infusion technology since its inception. Compared to traditional hand lay-up there are several benefits such as optimal amount of resin used in the process resulting in optimal weight and stiffness, higher quality of materials used (osmosis proof vinyl ester resin) as well as being environmentally friendlier.



Tooling and prototyping

The highly sophisticated tooling forms the basis for a very efficient and streamlined production process - arguably one of the most advanced worldwide.



Handcrafted

Tradition and experience means a great deal in boat building. Greenline Yachts are built by some of the most skilled and experienced craftsmen, based on centuries of local boatbuilding tradition and over half a century of composite boatbuilding experience.



Open door shipyard

At Greenline shipyard, the doors are always open for our customers. Before and during the purchase process, they come to select the materials, test the electronics and personally follow the building process of their boat.



Custom made

From hull colour to furniture wood and upholstery, the future Greenline boat owners can customise their vessels according to their personal preferences. While wide array of materials is already on display in our showroom in Begunje, the fulfilment of special requirements can also be arranged.

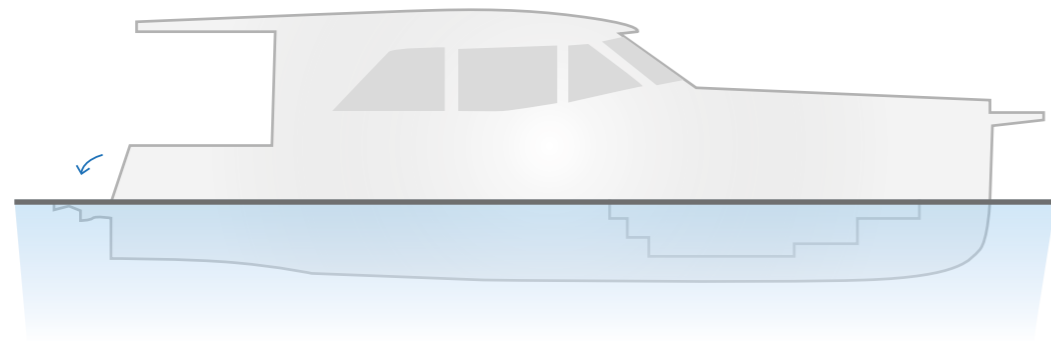
Did you know that all Greenline boats are tested on water before the delivery?
Tests are carried out on Greenline's own pontoon in Marina Portorož in Slovenia, where the final preparations and hand-overs are organized too.

Extreme Comfort & Maximum Convenience

FOR YOUR CONTINUED WELL-BEING ON BOARD

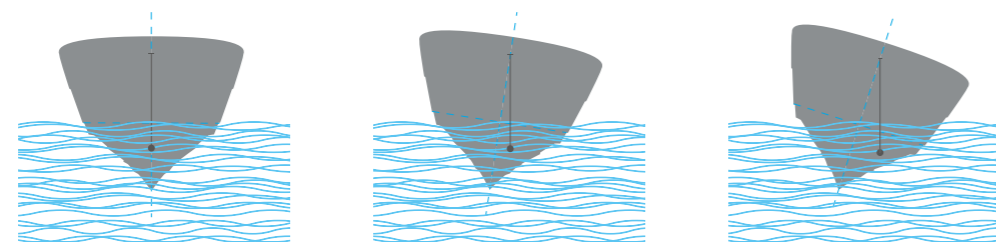
Maintaining the comfort and convenience both on deck as well as down below at the highest level across the whole Greenline Yachts range is of the utmost importance to us. The excellence in styling attracts even the most demanding and experienced boaters.

Low center of gravity: stability, safety & comfort



We pride ourselves in having one of the most comfortable and safest ranges of boats available on the market. The Greenline concept puts comfort and convenience at the top of our priority list.

On the majority of Greenline models there is not a single step between the bathing platform and the helmsman's position. This is truly unique on a high-volume yacht and ensures a very low center of gravity, which means stability, safety and more comfort at sea.



Optimal position of the center of gravity is of the utmost importance for a vessel's stability.

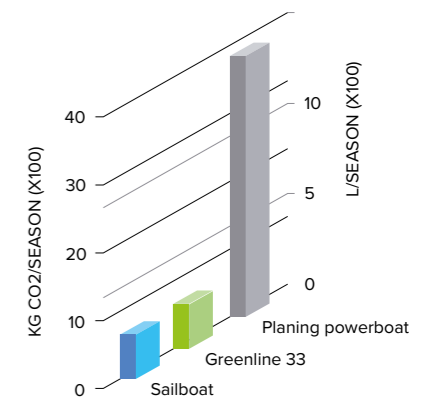
Less energy required to move through the water

THE HYBRID HULL has evolved from the Greenline signature hull design called Superdisplacement, which incorporates some of the properties of a modern sailing boat hull in that it moves through the water with the least amount of drag and exceeds the theoretical speed of the hull, which is determined by the length of the waterline.

The Hybrid hull is a natural evolution of the Superdisplacement as it enables cruising at higher speeds while still maintaining optimal consumption and stability at lower cruising speeds.

The Hybrid hull allows **FOR SMOOTH AND STABLE CRUISING AT 10, 12, 16, 20, 25 KNOTS AND MORE**. This way the owner can choose from the range of engines offered - the power of the engines determines the cruising speed without compromising on the safety, stability or consumption levels of your Greenline.

HYBRID HULL DESIGN



The fuel consumption per nautical mile is much lower than that of a comparable displacement hull and as little as one quarter of a semi-displacement, twin engine planing boat.

This revolutionary hull efficiently covers the speed range from zero to over double displacement speed - up to 18 knots in case of a 10 meter waterline and up to 25 knots in case of a 12 meter waterline.

With twin stabilizers on the Greenline 33 and 40, it has unrivalled anti-roll and tracking stability. It offers a comfortable and safe ride in all weather conditions, whether faced by a head-on, side or following sea.



- Extremely comfortable and safe ride
- Low fuel consumption and carbon footprint
- Outstanding seaworthiness and stability
- Low running costs

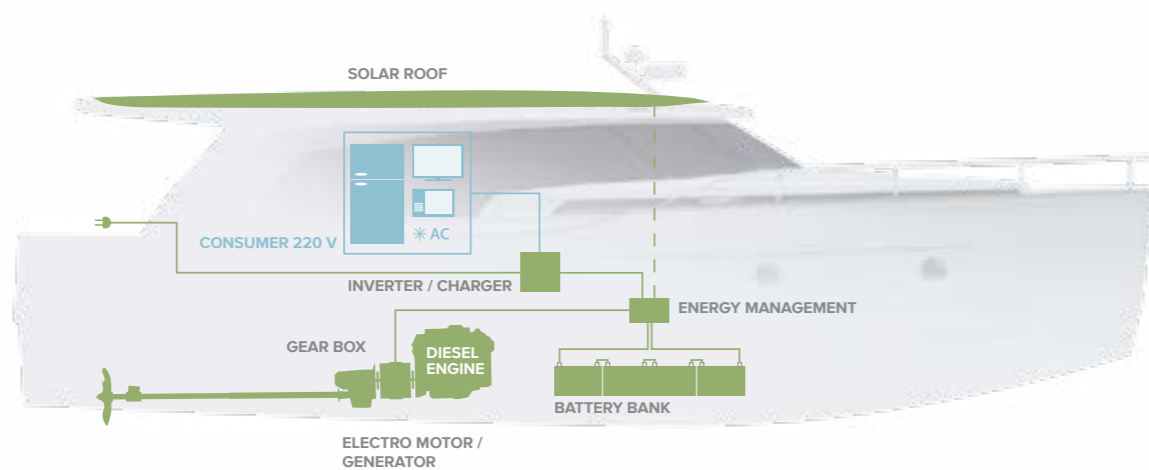
Your choice for responsible boating

H-Drive system

The hybrid system was launched in 2009 with Greenline 33 as the first production boat available with the Hybrid drive. With constant technological development we now have the 3rd generation of the H-Drive available.

Apart from the convenience of having 230V AC available at all times, the advantage of the H-Drive is also silent and emission-less navigation, which the boating community now calls "gentleman's boating". Why? Because only the Greenline Hybrid allows you to sail without disturbing your neighbours at the anchorage or in the marina. The Hybrid drive allows for cruising for up to 20 nautical miles at approx. 4-5 knots on a full charge, which is more than enough for a typical leisure day on the water.

HOW IT WORKS



The protected H-Drive connects the 4 modes of operation with full integration and simplicity. A control system simplifies the interface to the user via a single (Diesel/Electric) switch.

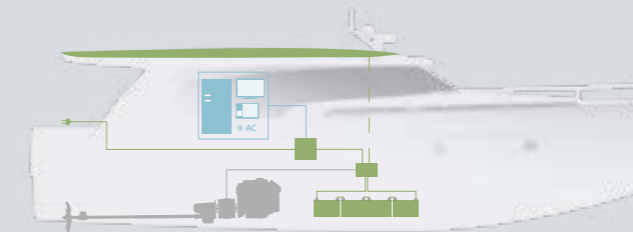
■ charging ■ consuming ■ passive state

BENEFITS

- Low maintenance
- Ease of use
- Use of electric energy for propulsion: the running cost of electric boating is 10 times lower than burning diesel fuel
 - Smoke, noise and vibration eliminated
- 230/120V AC power system at any time, either at the dock or at sea

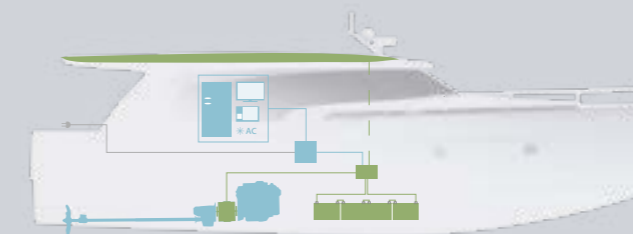
CHARGING AND DRIVING MODES

SHORE POWER CHARGING MODE



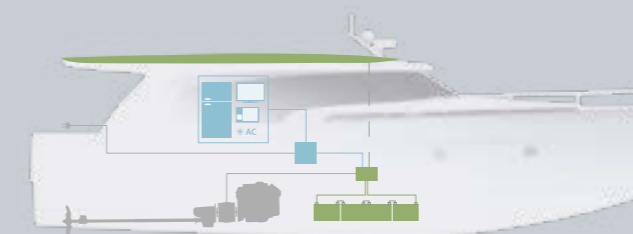
At the dock, the boat is plugged into the 230V (120 V) AC shore power supply. The battery pack is under charge and the inverter provides AC power to run home appliances such as fridge, TVs, etc.

DIESEL DRIVE CHARGING MODE



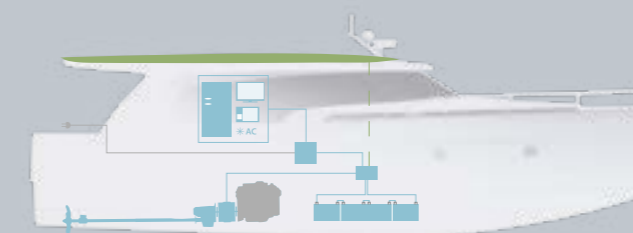
The diesel engine propels the boat and drives the generator, which recharges the battery pack. A full charge takes only 2-2.5 hours on diesel mode.

AT ANCHOR CHARGING MODE: CHARGING WITH SOLAR PANELS



The solar roof array charges the batteries, which provide AC power supply for the appliances via an inverter. If the level of battery charge drops below a set value, the diesel engine should be switched on in order to drive the generator and charge the battery pack via generator(s). The propeller is disengaged (the gearbox is in neutral).

ELECTRIC DRIVE PROPULSION



In the electric drive mode the boat propulsion is provided by the electric motor using the power from the Lithium battery. This zero-emission mode is used to sail in and out of a marina or anchorage with no noise, no smoke and an insignificant wake. At 4-5 knots a fully charged battery pack provides a range of up to 20 miles.

E-Drive System

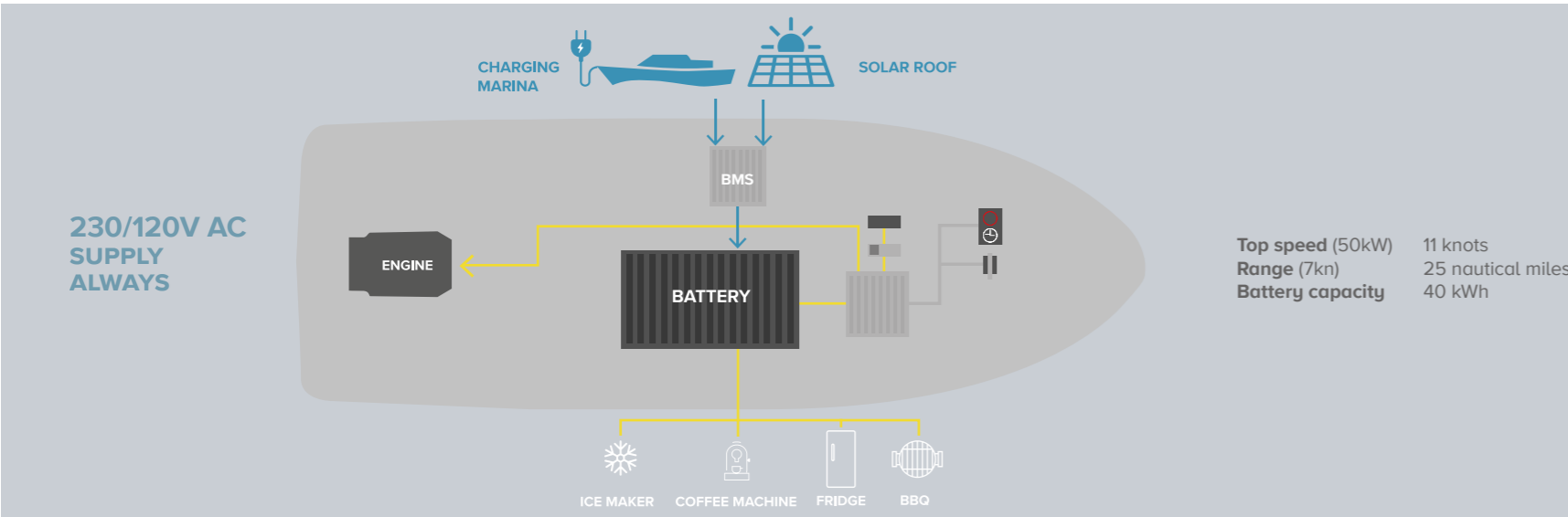


Electric drive is the next logical step in the evolution and development of the Greenline Yachts range of environmentally friendly yachts.

HOW IT WORKS

Solar panels charge the service batteries to run all appliances with constant 230/120V AC power while the main engine battery is charged by shore power with charging time as short as 4 hours for a full charge.

GREENLINE | 33



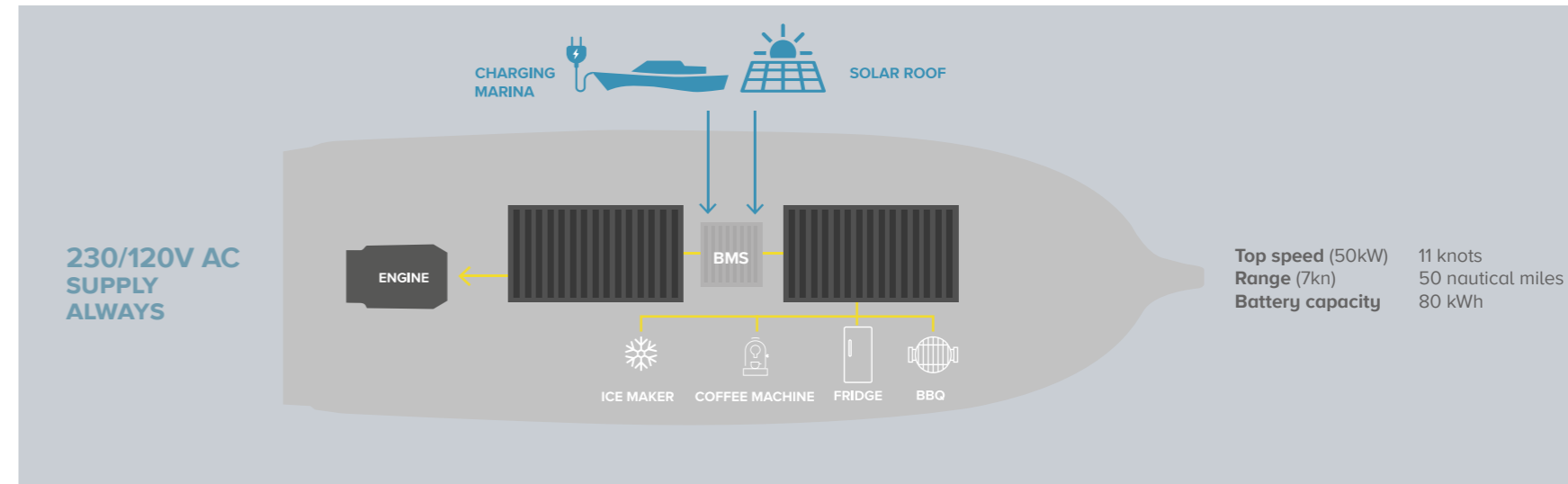
The E-drive mode makes your cruising silent and enjoyable while being responsible towards the environment and friendly to your pocket.

NO NEED FOR WIND TO CRUISE IN SILENCE.

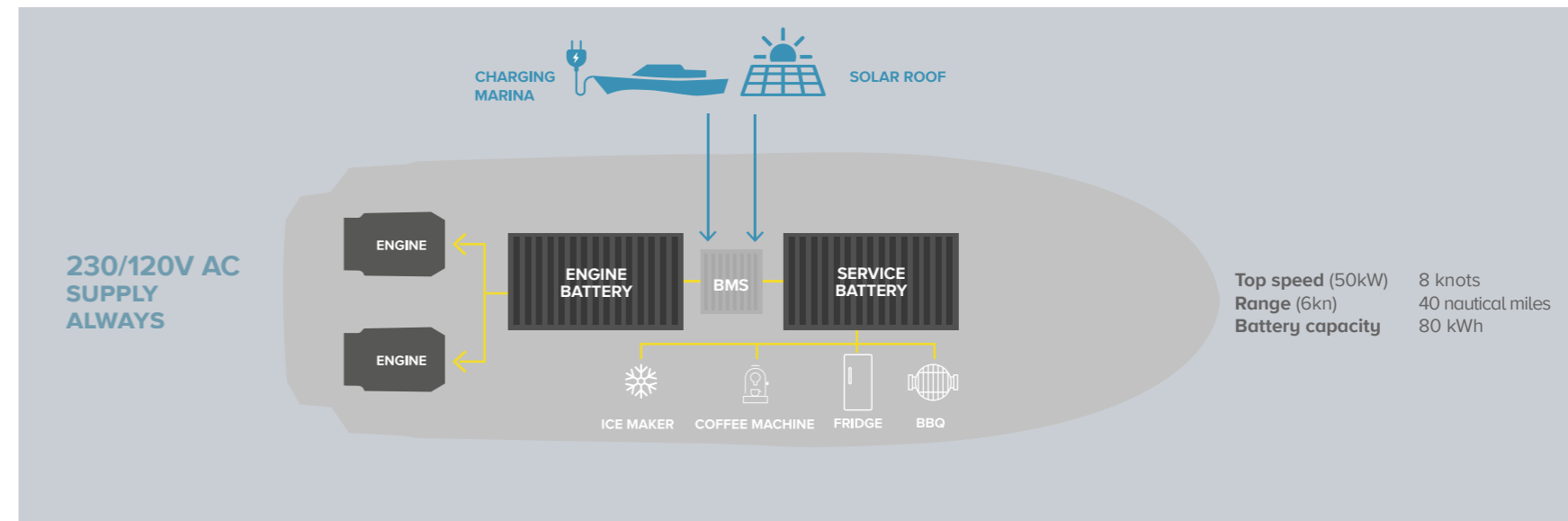


- Silent navigation
- Longer range
- Environmentally friendly boating

GREENLINE | 39



GREENLINE | 40 | 45 FLY | 48 FLY | 48 COUPE



Data presented refers to lightcraft, standard equipped, E-Drive version. This speed and range prediction should apply in ideal conditions with clean hull and propellers on controlled environment (salinity, viscosity and water temperature). Boat performance is sensitive to the list of options, consumables, liquids and people on board.



- Silent navigation
- Longer range
- Environmentally friendly boating

Solar and Batteries

Every Greenline has solar panels and AC power onboard at all times as standard with the upgrade of additional solar panels on the T-top available on the new Greenline 45 Fly and the Greenline 48 Fly. A Coupe version of the 48 Coupe is following the same philosophy as the rest of Greenline range with providing more than 2,4 kW (48 Coupe) of solar power to its consumers.

Solar roof

Regardless of whether you choose the H-Drive system or a standard diesel drive, your Greenline can collect and store power from the sun, utilizing highly efficient solar panels on the hardtop thereby producing plenty of electricity to power all systems including home appliances with 230V or 120V AC power to make your living onboard as pleasant and convenient as possible.

The Photo-Voltaic (PV) panels on the hardtop keep the batteries fully charged and provide additional energy for the boat's H-Drive or E-Drive system.

6 PV panels with forced air cooling deliver up to 1.8kW per hour of electric power in daylight conditions.

As a result, they are capable of supplying constant power to on-board 230V or 120V consumers such as refrigerator, air conditioning and entertainment systems, thus removing the need for a generator or shore power.



★ BENEFITS ★

- Green energy production
- Cost and emission-free sailing
- No maintenance

Lithium batteries

Lithium batteries have been around for a while, powering your smartphones, laptop computers and other gadgets that represent a large part of our lives today. With the wider adoption of electric vehicles in recent years technology has progressed, and we are proud of the fact that starting in 2009 Greenline Yachts has been pioneering the use of Lithium Polymer batteries for heavier consumers such as electric propulsion for vessel navigating.

Greenline Yachts utilize the best lithium (Li-Po) battery technology available: a 11.5 kWh on Greenline 33 and Greenline 39 and up to 40kWh on the Greenline 40, 45, 48 Fly and 48 Coupe.


Rated for thousands of charge cycles, these batteries outperform lead battery types by a factor of five to six.

Very powerful, lightweight (7 times lighter, 1/3 of normal battery size) and maintenance-free, these batteries are the ultimate for your hybrid boat with a life expectancy of over 10 years.



★ BENEFITS ★

- No maintenance
- Ease of use
- More time spent out on the water, whether cruising or at anchor
- Estimated 10 years life expectancy
- Lightweight and compact



A weekend at anchor on a Greenline without running out of energy

230V AC POWER ONBOARD ALL THE TIME

Greenline Yachts offer a unique set of benefits that no other boat on the market can offer today. You will never find yourself opening a warm bottle of wine or having to serve your friends cocktails without ice. Greenline Yachts offer 230V AC power onboard at all times even without being plugged in at the marina or running a generator. 230V AC is available as standard, even without the H-Drive option!

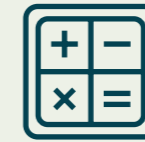


AC CONSUMERS OPERATING WITHOUT A GENERATOR



CONSUMPTION CONTROL SYSTEM

Complete control and monitoring of consumed energy and charging of the batteries from various sources such as alternators, solar panels or generators is available on your smartphone or tablet using mobile application via WiFi connectivity.



Do the Math

We made some calculations* concerning how much power we consume spending a typical summer's day at anchor. The figures given below apply to a Greenline with standard battery pack as we wanted to make sure the level of comfort is the highest possible for you and your family following the Greenline philosophy of spending time on the water without noise, vibrations or diesel exhaust.

**All calculations done on a standard boat without H-Drive option.*



2 DAYS

weekend in the bay until battery needs recharging including cooking, fridge, freezer, anchor winch, lights, electric toilet, music, heating, etc...

Cloudy Weekend

| | Greenline 33 - 40 | Greenline* 45 & 48 |
|--|-------------------|--------------------|
| DAY 1 | Wh | Wh |
| Average consumption per 24h cloudy day | -5.845 | -6.185 |
| Service battery (AGM) | 7.200 | 8.640 |
| Solar recharge average on a cloudy day | 3.000 | 2.000 |
| Battery capacity next day | 4.356 | 4.456 |

| | Greenline 33 - 40 | Greenline* 45 & 48 |
|--|-------------------|--------------------|
| DAY 2 | Wh | Wh |
| Average consumption per 24h cloudy day | -5.845 | -6.185 |
| Solar recharge average on a cloudy day | 3.000 | 2.000 |
| Battery capacity after 48h | 1.511 | 271 |



3 DAYS

weekend in the bay until battery needs recharging including cooking, fridge, freezer, anchor winch, lights, electric toilet, music, etc...

Hot Summer Weekend

| | Greenline 33 - 40 | Greenline* 45 & 48 |
|---------------------------------------|-------------------|--------------------|
| DAY 1 | Wh | Wh |
| Average consumption per 24h sunny day | -6.885 | -6.950 |
| Service battery (AGM) | 7.200 | 8.640 |
| Solar recharge average on a sunny day | 9.000 | 4.000 |
| Battery capacity next day | 7.200 | 5.690 |

| | Greenline 33 - 40 | Greenline* 45 & 48 |
|---------------------------------------|-------------------|--------------------|
| DAY 2 | Wh | Wh |
| Average consumption per 24h sunny day | -6.885 | -6.950 |
| Solar recharge average on a sunny day | 9.000 | 4.000 |
| Battery capacity after 48h | 7.200 | 2.740 |
| Battery capacity next day | 7.200 | 5.690 |

| | Greenline 33 - 40 | Greenline* 45 & 48 |
|---------------------------------------|---------------------|--------------------|
| DAY 3 | Wh | Wh |
| Average consumption per 24h sunny day | -6.885 | -6.950 |
| Solar recharge average on a sunny day | 9.000 | 4.000 |
| Battery capacity after 72h | Always full! | 2.740 |

* With optional T-Top incl. additional 1.2Kw solar, please see 33-40 calculation.

IT'S TIME TO CHOOSE
THE ONE TO CRUISE WITH
TO YOUR NEXT DESTINATION



GREENLINE 33

PAGE 22



GREENLINE 39

PAGE 26



GREENLINE 40

PAGE 32



GREENLINE 45 FLY

PAGE 38



GREENLINE 48 FLY

PAGE 44



GREENLINE 48 COUPE

PAGE 50

GREENLINE | 33

WELCOME HOME



The design of the Greenline 33 completely redefines user-friendliness in a boat and is changing the way you will spend your leisure time at sea.

Conveniently arranged interior, excellent visibility, plenty of natural light and room to move around comfortably - are all features that have never been offered on a 10-meter family boat before.




Sheltered cockpit and side decks




Opening bathing platform






 Natural light and 360° panoramic view in the salon

Adaptive owner's cabin 



 Twin-access, high-volume bathroom



GL 33



TECHNICAL SPECIFICATIONS

All Greenline Yachts come ready for you to enjoy. Greenline High Standard Package includes solar roof, 7.2 kWh service battery, 3kW inverter to ensure 230/110V AC power onboard at all times, electric anchor windlass, bow thruster and much more.

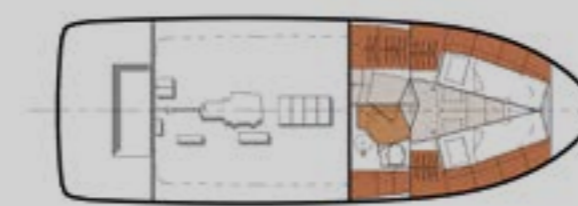
For more details, please check our online configurator at www.greenlinehybrid.com



MAIN DECK



LOWER DECK



SIDE VIEW



Standard Dimensions

| | | |
|-----------------------|----------------------|------------|
| Length overall | 9,99 m | 32'9" |
| Beam | 3,49 m | 11'6" |
| Bridge clearance min. | 2,95 m | |
| Draft empty | 0,70 m | 2'4" |
| Displacement empty | 4.800 kg appr. | 10.580 lbs |
| Cabins | 1+ salon + opt. bunk | |
| Max. Berths | 2 + 2 + 3 | |
| Toilets/washrooms | 1 | |
| Diesel tank | 500 l | 132 gal |
| Water tank | 300 l | 80 gal |
| Black water tank | 63 l | 17 gal |

Diesel engines max speed*

| | |
|-------------------------------------|------------------|
| 220 hp | 18 kts |
| Diesel max range @ 7kts | 700 Nm |
| Electric propulsion | 14 kW |
| Generator | 10 kW |
| Electric max speed | 6 kts |
| Electric cruising speed | 5 kts |
| Electric sailing range | up to 30 Nm |
| H-Drive battery capacity (Li-Po) | 13,3 or 26,6 kWh |
| Solar panel capacity | 1800 W |
| Battery capacity standard (AGM) 12V | 7,2 kWh |
| CE cat. | B |
| Design | J&J Design |

* Displacements are calculated with 50% fuel and water plus liferaft but with no optional equipment or other gear fitted.

** Depending on selected equipment and propulsion.

*** Maximum speeds will vary depending on cleanliness of hull, condition of stern gear, craft load, water and air temperatures, sea conditions and other factors. Speed estimates are therefore given in good faith but without any warranty or liability on the part of SVP Yachts.

For more information and detailed standard specifications please contact your local dealer.



Solar panels as standard



Twin-access, high-volume bathroom



Volvo Penta Engine



Open galley



Silent eco-navigation



Sheltered cockpit and sidedecks



Opening bathing platform



Natural light and 360° panoramic view in the salon



City water connection



Cockpit side exit



230/120V AC power at all times



Cockpit storage



Adaptive owner's cabin



Single level living space

GREENLINE | 39

DISCOVER A NEW SENSE OF FREEDOM



Aft camera available



Stepping on board the Greenline 39 you cannot help but be amazed by the feeling of space. The key elements of Greenline design are all there - the 360° panoramic view in the salon, the aft galley, electric fold-down transom and the spacious layout which all come together to create one of the most sociable and relaxing boats on the market today.


Step on board the Greenline 39 and discover a new sense of freedom.




Opening bathing platform







Comfortable
sunbathing area


360° panoramic
view in the salon 






Open galley






Adaptive owner's cabin 



Bathroom with a separate shower accessible from owner's cabin and salon 

 Superb guest cabin

GL 39



MAIN DECK



LOWER DECK



SIDE VIEW



TECHNICAL SPECIFICATIONS

All Greenline Yachts come ready for you to enjoy. Greenline High Standard Package includes solar roof, 7.2 kWh service battery, 3kW inverter to ensure 230/110V AC power onboard at all times, electric anchor windlass, bow thruster and much more.

For more details, please check our online configurator at www.greenlinehybrid.com



Standard Dimensions

| | | |
|-----------------------|------------|------------|
| Length overall | 11,99 m | 39'5" |
| Hull length | 11,40 m | 37'5" |
| Beam | 3,75 m | 12'4" |
| Bridge clearance min. | 3,16 m | 10'36" |
| Draft empty | 0,90 m | 2'11" |
| Displacement empty | 7.000 kg | 15.432 lbs |
| Cabins | 2 + salon | |
| Max. Berths | 4 + 2 opt. | |
| Toilets/washrooms | 1 | |
| Diesel tank | 700 l | 184,2 gal |
| Water tank | 400 l | 105,67 gal |
| Black water tank | 80 l | 21 gal |

Diesel engines max speed*



















| | |
|-------------------------------------|--------------|
| 220 hp | 18 kts |
| 370 hp | 25 kts |
| Diesel max range @ 7kts | 1000 Nm |
| Electric propulsion | 14 kW |
| Generator | 10 kW |
| Electric max speed | 6,5 kts |
| Electric cruising speed | 5 kts |
| Electric sailing range | up to 30 Nm |
| H-Drive battery capacity (Li-Po) | 13,3 or 26,6 |
| Solar panels standard | 1200 W |
| Battery capacity standard (AGM) 12V | 7,2 kWh |
| CE cat. | B |
| Design | J&J Design |

* Displacements are calculated with 50% fuel and water plus liferaft but with no optional equipment or other gear fitted.

** Depending on selected equipment and propulsion.

*** Maximum speeds will vary depending on cleanliness of hull, condition of stern gear, craft load, water and air temperatures, sea conditions and other factors. Speed estimates are therefore given in good faith but without any warranty or liability on the part of SVP Yachts.

For more information and detailed standard specifications please contact your local dealer.

| | | | | | | |
|--|---|---|--|---|---|--|
|  Large battery pack as standard |  Solar panels as standard |  Single level living space |  Bow anchor with electric windlass | | | |
|  Volvo Penta or Yanmar engine |  Silent eco-navigation |  Sheltered cockpit and sidewalks |  City water connection |  230/120V AC power at all times |  Adaptive owner's cabin |  Aft camera available |
|  Twin-access, high-volume bathroom |  Open galley |  Natural light and 360° panoramic view in the salon |  Opening bathing platform |  Cockpit side exit |  Cockpit storage |  Bathroom with a separate shower accessible from owner's cabin and salon |

GREENLINE | 40

LEAVE YOUR WORRIES AT WORK, IT IS FAMILY TIME NOW



Traditional side anchor or optional bow anchor with bow sprit



Comfortable sunbathing area

Greenline 40 redefines boating. The level of well-being at anchor or at sea has been brought to a new dimension. The comforts of moving around with ease, excellent visibility, ambient light and optimal ventilation in all areas are well above expectations.

The Greenline 40 will take care of you during the extended cruising trips you have always wanted to take.





Newly-designed dashboard with digital gauges



360° panoramic view in the salon

Open galley





Adaptive owner's cabin



Superb guest cabin



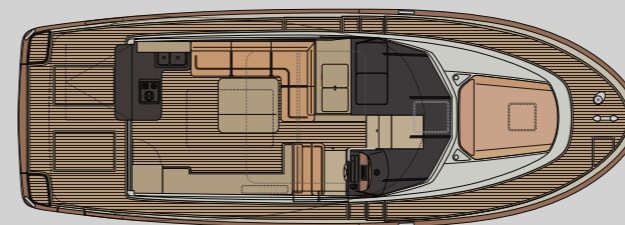
Bathroom with a separate shower accessible from owner's cabin and salon



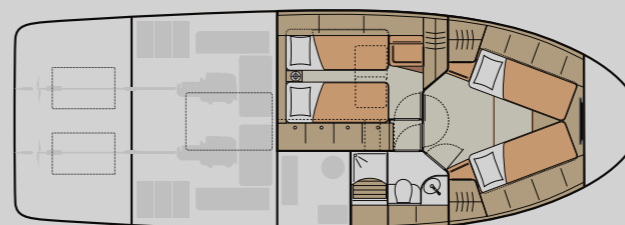
GL 40



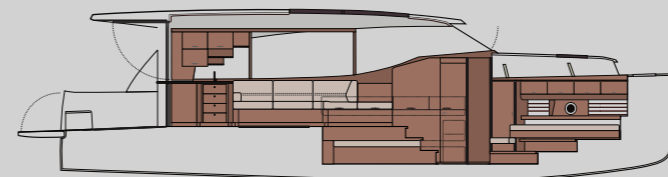
MAIN DECK



LOWER DECK



SIDE VIEW



TECHNICAL SPECIFICATIONS

All Greenline Yachts come ready for you to enjoy. Greenline High Standard Package includes solar roof, 7.2 kWh service battery, 3kW inverter to ensure 230/110V AC power onboard at all times, electric anchor windlass, bow thruster and much more.

For more details, please check our online configurator at www.greenlinehybrid.com



Standard Dimensions

| | | |
|-----------------------|-----------|------------|
| Length overall | 11,99 m | 39'5" |
| Beam | 4,25 m | 13'11" |
| Bridge clearance min. | 2,85 m | 9'35" |
| Draft empty | 0,85 m | 2'9" |
| Displacement empty | 8.000 kg | 17,640 lbs |
| Cabins | 2 + salon | |
| Max. Berths | 4 + 2 | |
| Toilets/washrooms | 1 | |
| Diesel tank | 700 l | 185 gal |
| Water tank | 400 l | 106 gal |
| Black water tank | 80 l | 21 gal |

Diesel engines max speed*

| | | |
|-----------------------------------|-------------|------------|
| 2 x 220 hp | 22 kts | |
| Diesel max range @ 7kts | 700 Nm | |
| Electric propulsion | 14 kW | |
| Generator 48V / optional | 10 kW | |
| Electric max speed | 6,5 kts | |
| Electric cruising speed | 5 kts | |
| Electric sailing range | up to 30 Nm | |
| H-Drive battery capacity optional | 2x13,3 kWh | 4x13,3 kWh |

| | | |
|-------------------------------------|------------|--|
| Solar panels standard | 1800 W | |
| Battery capacity standard (AGM) 12V | 7,2 kWh | |
| CE cat. | B | |
| Design | J&J Design | |

** Displacements are calculated with 50% fuel and water plus liferaft but with no optional equipment or other gear fitted.

** Depending on selected equipment and propulsion.

*** Maximum speeds will vary depending on cleanliness of hull, condition of stern gear, craft load, water and air temperatures, sea conditions and other factors. Speed estimates are therefore given in good faith but without any warranty or liability on the part of SVP Yachts.

For more information and detailed standard specifications please contact your local dealer.



Solar panels as standard



Open galley



Volvo Penta engine



Silent eco-navigation



Natural light and 360° panoramic view in the salon



Adaptive owner's cabin



230/120V AC power at all times



Comfortable sunbathing area



Single level living space



Superb guest cabin



Sliding roof and side door



Traditional side anchor or optional bow anchor with bow sprit



Vast cockpit opening platform & extended cabin roof



Sheltered sidedecks



Cockpit storage



Bathroom with a separate shower accessible from owner's cabin and salon

GREENLINE | 45_{FLY}

THE PERFECT BALANCE



Flybridge with U-shaped settee, sun lounge and wetbar with barbecue, icemaker and fridge

Greenline 45 Fly offers a fresh perspective to yachting with a perfectly balanced interior layout featuring a full-beam midship owner cabin with the VIP guest cabin in the bow, both equally comfortable offering private bathrooms with separate showers. With both cabins featuring walk-in wardrobes, the 45 Fly is really the most comfortable yacht in her class.



Comfortable sunbathing area






Full beam master cabin mid ship



Superb guest cabin



 360° panoramic view in the salon

GL 45 FLY



FLYBRIDGE



MAIN DECK



LOWER DECK A



LOWER DECK B



LOWER DECK C



TECHNICAL SPECIFICATIONS

All Greenline Yachts come ready for you to enjoy. Greenline High Standard Package includes solar roof, 7.2 kWh service battery, 3kW inverter to ensure 230/110V AC power onboard at all times, electric anchor windlass, bow thruster and much more.

For more details, please check our online configurator at www.greenlinehybrid.com



Standard Dimensions

| | | |
|--------------------|------------|------------|
| Length overall | 15,57 m | 51'1" |
| Hull length | 13,54 m | 44'5" |
| Beam | 4,57 m | 14'12" |
| Draft empty | 1,10 m | 3'7" |
| Displacement empty | 13.500 kg | 29.700 lbs |
| Cabins | 2 or 3 | |
| Max. Berths | 4 or 6 + 2 | |
| Toilets/washrooms | 2 | |
| Diesel tank | 1.500 l | 400 gal |
| Water tank | 660 l | 176 gal |
| Black water tank | 200 l | 52 gal |

Diesel engines max speed*

| | |
|-------------------|----------|
| 2 x 220 hp shaft | 16 kts |
| 2 x 320 hp shaft | 20 kts |
| 2 x 370 hp shaft | 25 kts |
| 2 x 440 hp shaft | 30 kts |
| 2x 370 hp IPS 500 | 27,5 kts |
| 2x 435 hp IPS 600 | 30 kts |

| | |
|---|--------------|
| Electric propulsion | 2x14 kW |
| Generator | 2x10 kW |
| Electric max speed | 6,5 kts |
| Electric cruising speed | 5 kts |
| Electric sailing range | up to 30 Nm |
| H-Drive Battery capacity optional (Li-Po) | 40 or 80 kWh |

| | |
|--|---------------------|
| Solar panels | 600 W |
| Battery capacity standard (AGM) 12V | 7,2 kWh |
| CE cat. | B |
| Design Interior | Marco Casali Design |
| Design Exterior and naval architecture | J&J Design |

* Displacements are calculated with 50% fuel and water plus liferaft but with no optional equipment or other gear fitted.

** Depending on selected equipment and propulsion.

*** Maximum speeds will vary depending on cleanliness of hull, condition of stern gear, craft load, water and air temperatures, sea conditions and other factors. Speed estimates are therefore given in good faith but without any warranty or liability on the part of SVP Yachts.

For more information and detailed standard specifications please contact your local dealer.



Volvo Penta or Yanmar engine



Silent eco-navigation



Natural light and 360° panoramic view in the salon



230 (120) V AC power at all times



Comfortable sunbathing area



Solar panels as standard



Superb guest cabin



Sheltered sidedecks



Open galley



Walk-in wardrobe for both cabins



Full beam master cabin mid ship



Full beam bow cabin



IPS drive available



Flybridge with U-shaped settee, sun lounge and wetbar with barbecue, icemaker and fridge

GREENLINE | 48_{FLY}

DISCOVER A NEW LEVEL OF COMFORT



Traditional side anchor or optional bow anchor

The flagship of the Greenline family, the Greenline 48 offers a host of innovative features to set her apart from the competition.

Designed for long-range cruising, with a new interior design, 3rd Generation Hybrid system, luxurious flybridge, hydraulic platform, utility compartment and much more, the Greenline 48 is designed to go the distance.



Hydraulic bathing platform



Comfortable sunbathing area






Flybridge with U-shaped settee and sun lounge



Open galley




Wetbar with barbecue, icemaker and fridge





360° panoramic view in the salon





Wider and larger owner's cabin 

Two luxurious en-suite guest cabins 

Separate owner's toilet and shower 



GL 48 FLY




TECHNICAL SPECIFICATIONS

All Greenline Yachts come ready for you to enjoy. Greenline High Standard Package includes solar roof, 7.2 kWh service battery, 3kW inverter to ensure 230/110V AC power onboard at all times, electric anchor windlass, bow thruster and much more.

For more details, please check our online configurator at www.greenlinehybrid.com



FLYBRIDGE



MAIN DECK



LOWER DECK A*



LOWER DECK B*



*Optional skipper cabin for both version of lower deck (A and B)

Standard Dimensions

| | | |
|-----------------------|-----------------|------------|
| Hull overall | 14,99 m | 49'2" |
| Length overall | 14,37 m | 47'2" |
| Beam | 4,80 m | 15'8" |
| Bridge clearance min. | 4,10 m | 13'45" |
| Draft empty | 0,98 m | 3'01" |
| Displacement empty | 13.800 kg appr. | 30.423 lbs |
| Cabins | 3 (opt. 4 skip) | |
| Max. Berths | 6 + 2 salon + 1 | |
| Toilets/washrooms | 3 (opt. 4skip) | |
| Diesel tank | 1.500 l | 396 gal |
| Water tank | 660 l | 174 gal |
| Black water tank | 2x80 l | 2x21 gal |

Diesel engines max speed*

| | |
|-------------------------|--------|
| 2 x 220 hp | 16 kts |
| 2 x 320 hp | 20 kts |
| 2 x 380 hp | 25 kts |
| 2 x 480 hp | 29 kts |
| Diesel max range @ 7kts | 900 Nm |

| | |
|-------------------------------------|---------------------|
| Electric propulsion | 2x14 kW |
| Generator | 2x10 kW |
| Electric max speed | 6,5 kts |
| Electric cruising speed | 5 kts |
| Electric sailing range | up to 30 Nm |
| H-Drive Battery capacity optional | 40 or 80 kWh |
| Solar panels | 600 W (+ 1,2 kW TT) |
| Battery capacity standard (AGM) 12V | 7,2 kWh |
| CE cat. | B |
| Design | J&J Design |

* Displacements are calculated with 50% fuel and water plus liferaft but with no optional equipment or other gear fitted.

** Depending on selected equipment and propulsion.

*** Maximum speeds will vary depending on cleanliness of hull, condition of stern gear, craft load, water and air temperatures, sea conditions and other factors. Speed estimates are therefore given in good faith but without any warranty or liability on the part of SVP Yachts.

For more information and detailed standard specifications please contact your local dealer.



Silent eco-performance



Sun lounge with shade on foredeck



Two luxurious guest cabins with own bathroom



Wider and larger owner's cabin



Wide and spacious cockpit



Optional hydraulic platform



Sheltered side decks



Open galley



Separate owner's toilet and shower



230/120V AC power at all times



360° panoramic view in the salon



Comfortable access to flybridge



Utility compartment under salon



Flybridge with U-shaped settee, sun lounge and wetbar with barbecue, icemaker and fridge



Traditional side anchor or optional bow anchor with bow sprit



Cockpit storage



Solar panels as standard

GREENLINE | 48 COUPE

DISCOVER WHAT BEING INDEPENDENT TRULY MEANS




In yachting this means not being dependent on marinas, water supplies and mostly electricity. The ability to stay at anchor as long as you like.

The 48 Coupe is equipped with staggering 2,4 kW solar panels on the roof as standard, which is equal to a small generator output. Having continuous power onboard to run all the appliances in silence, without using any fossil fuels, not only is much friendlier to the environment, but also significantly increases the quality of living onboard.


Open galley





Solar panels as standard





360° panoramic view
in the salon 

Adaptive owner's cabin 



GL 48 COUPE



MAIN DECK



LOWER DECK A*



LOWER DECK B*



*Optional skipper cabin for both version of lower deck (A and B)

TECHNICAL SPECIFICATIONS

All Greenline Yachts come ready for you to enjoy. Greenline High Standard Package includes solar roof, 7,2 kWh service battery, 3kW inverter to ensure 230/110V AC power onboard at all times, electric anchor windlass, bow thruster and much more.

For more details, please check our online configurator at www.greenlinehybrid.com



Standard Dimensions

| | | |
|--------------------------|-----------------|------------|
| Hull overall | 14,99 m | 49'2" |
| Length overall | 14,37 m | 47'2" |
| Beam | 4,80 m | 15'8" |
| Waterline to top of roof | 3,50 m | 11'6" |
| Draft empty | 0,98 m | 3'01" |
| Displacement empty | 13.800 kg appr. | 30.423 lbs |
| Cabins | 3 (opt. 4 skip) | |
| Max. Berths | 6 + 2 salon + 1 | |
| Toilets/washrooms | 3 (opt. 4skip) | |
| Diesel tank | 1.500 l | 396 gal |
| Water tank | 660 l | 174 gal |
| Black water tank | 2x80 l | 2x21 gal |

Diesel engines max speed*

| | |
|-------------------------|--------|
| 2 x 220 hp | 16 kts |
| 2 x 300 hp | 20 kts |
| 2 x 380 hp | 25 kts |
| 2 x 480 hp | 29 kts |
| Diesel max range @ 7kts | 900 Nm |

| | |
|-------------------------------------|--------------|
| Electric propulsion | 2x14 kW |
| Generator | 2x10 kW |
| Electric max speed | 6,5 kts |
| Electric cruising speed | 5 kts |
| Electric sailing range | up to 30 Nm |
| H-Drive Battery capacity optional | 40 or 80 kWh |
| Solar panels | 2,4 kW |
| Battery capacity standard (AGM) 12V | 7,2 kWh |
| CE cat. | B |
| Design | J&J Design |

* Displacements are calculated with 50% fuel and water plus liferaft but with no optional equipment or other gear fitted.

** Depending on selected equipment and propulsion.

*** Maximum speeds will vary depending on cleanliness of hull, condition of stern gear, craft load, water and air temperatures, sea conditions and other factors. Speed estimates are therefore given in good faith but without any warranty or liability on the part of SVP Yachts.

For more information and detailed standard specifications please contact your local dealer.



Silent
eco-performance



Wider and larger
owner's cabin



360° panoramic view
in the salon



Wide and spacious
cockpit



Sun lounge with
shade on foredeck



Optional hydraulic
platform



Utility compartment
under salon



Sheltered side decks



Two luxurious guest
cabins with own bathroom



Open galley



Traditional side anchor
or optional bow anchor
with bow sprit



Separate owner's
toilet and shower



Cockpit storage



230/120V AC
power at all times



Solar panels
as standard

There aren't many motor yachts that can take you across the oceans. We've created the OceanClass range to do just that. To take you wherever in the world you want to go. Safely, comfortably and in style. The real OceanClass experience.


**SEAWORTHY
FAST
EASILY MANOUVERABLE
ELEGANT
CLASS A**



Not all yachts are created equal

HELP US CREATE THE PERFECT YACHT FOR YOU

OceanClass Yachts are semi-custom built yachts. Every customer gets a dedicated project manager to help them create their yacht, considering everything the customer asks for and if possible, makes it a custom solution for that particular client. This includes the choice of engines, cabin layouts or even a coupe version of a yacht that is normally a flybridge, as well as a wide range of materials and finishes. We have a limited capacity for the OceanClass range of yachts so exclusivity and individual approach is guaranteed.



“Much like owning a luxury SUV, this gives enormous confidence in the boat’s strength and seakeeping, even if you never intend to test these limits yourself.”

Motorboat and Yachting



OCEANCLASS | 65



The high ambitions of our engineers, designers and craftsmen led to the birth of the all new OceanClass 65. The latest motor yacht from the OceanClass line personifies the prestige and luxury of the yachting lifestyle. Her distinctive characteristics make her the leader in her class with the modern, yet classy look, superb comfort and quality together with numerous innovative solutions. Modern design, ecological propulsion and other features makes this yacht the choice in the 20-m yacht range from all perspectives.

[OCEANCLASS BROCHURE AVAILABLE HERE:](#)



OCEANCLASS | 65

EXTRAORDINARY VOYAGES



FOR EXTRAORDINARY PEOPLE



This document has no contractual value. Description and photos may contain and/or show optional equipment. SVP Yachts reserves the right to change specifications, dimensions, data and design features. The data presented in this document are based on field testing, tank testing and computer simulations and are preliminary and for information only.

Worldwide network of Greenline Yachts Representatives

WITH SALES OFFICES AND CERTIFIED SERVICE STAFF TO MAKE YOUR GREENLINE EXPERIENCE ACCORDING TO OUR HIGH STANDARDS



FIND YOUR DEALER



No Greenline representative near you? Contact us at sales@svpyachts.com

www.greenlinehybrid.com

SVP Yachts, Zapuže 10a, 4275 Begunje, Slovenia



**ENJOY RESPONSIBLE BOATING.
EXPERIENCE THE NEXT LEVEL OF COMFORT.**



GREENLINE 33



GREENLINE 39



GREENLINE 40



GREENLINE 45 FLY



GREENLINE 48 COUPE



GREENLINE 48 FLY



OCEANCLASS 65



OCEANCLASS 110

SVP
YACHTS
PROUDLY
PRODUCES


GREENLINE
YACHTS


OCEANCLASS


SHIPMAN
Carbon Yachts